

# LIFT AXLE QUICK REFERENCE

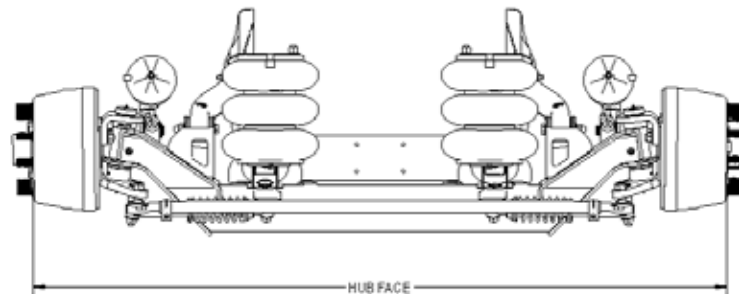
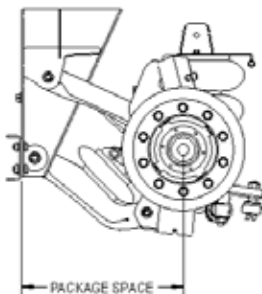
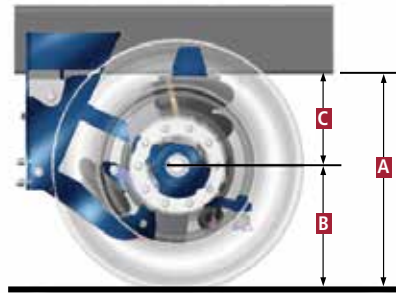
The information contained in this literature provides a quick glance of critical data and dimensions of our lift axles and suspension systems that will be helpful while going through the axle specification process. Additionally, most popular service kits are listed on the back page for a good reference on parts recommended to keep in stock.

## SL / AL QUICK REFERENCE (STANDARD MODELS)

MODEL	CAPACITY (LBS)	WEIGHT (LBS)	RIDE HEIGHT (IN)	LIFT (IN)	PACKAGE SPACE (IN)	HUB FACE (IN)	BRAKE SIZE	STUDS	WHEEL SIZE (IN)
SL8K	8,000	672	13 - 19	8	22.1	86	325 × 100mm	6	17.5
SL10K	10,000	719	13 - 19	8	22.1	89	325 × 100mm	8	19.5
SL13K	13,500	819	8 - 19	9	22.1	92	15 × 4, 16.5 × 5, Disc	10	22.5
SL20K	20,000	1,297	8 - 13	8.8	26.5	89	16.5 × 6 in.	10	22.5
SL25K	25,000	1,500	7 - 14	5	25	71.5 Track	16.5 × 7 in.	10	22.5
AL25K	Up to 25,000	1,222	8 - 15	7	25	71.5 Track	16.5 × 6 in.	10	22.5

## Ride Height Measurement Concept

- A. Loaded Ground To Frame (GTF) Measurement
- B. Static Loaded Radius (SLR) of tire
- C. Ride Height ( $A - B = C$ )



For more information, call 800.445.0736



# LIFT AXLE QUICK REFERENCE

## KINGPIN KITS

<b>8K</b>	SL085x and SL089x –	Kaiser Qwik Kit - K941R (W&C number 19082) Westport SRK115 (without kingpins – SRK115-01); No Kaiser Qwik Kit Available
<b>10K</b>	SL10K-1093 –	[H] Kit R-010300; No Kaiser Qwik Kit Available
<b>13K</b>	SL1186 / SL1187 / SL1188 / SL1190 –	Meritor – SRK102 (without kingpins – SRK102-01); Kaiser Qwik Kit - K961L (W&C number 19081) Westport – SRK112 (without kingpins – SRK112-01); Kaiser Qwik Kit - K130W (W&C number K130W)
	SL1195 / SL13AA –	[H] Kit R-010300; No Kaiser Qwik Kit Available
<b>20K</b>	SL2089 / SL2055 –	Meritor – SRK105 (without kingpins SRK105-01); Kaiser Qwik Kit - KH931L (W&C number 19080) Westport – SRK120 (without kingpins – SRK120-01); Kaiser Qwik Kit - K181R (Not verified by W&C, no W&C part number)
	SL2065 –	SRK107 (without kingpins – SRK107-01); No Kaiser Qwik Kit Available; [H] Kit R-010300
	SL2200 –	If KGI Axle, KGI Kit Number 10630

## TRAILING ARM BUSHING KITS

<b>8K</b>	SL085x –	SRK16 (Hardware only – SRK16-01)
	SL089x –	SRK1190-1
<b>10K</b>	SL1093 –	SRK1190-1
<b>13K</b>	SL1100 –	SRK08 (Hardware only SRK08-01)
	SL1186 / SL1187 / SL1188 –	SRK14 (Hardware only SRK14-01)
	SL119x –	SRK1190-1 (Hardware only SRK1190-2)
	SL13AA –	SRKSL13AA-1 (Hardware only SRKSL13AA-2)
	SL1193THL –	SL1193THL
<b>20K</b>	SL1800 –	SRK12
	SL2089 –	SRK2089-1
	SL2055 –	SRK2055-2
	SL2065 –	SRK2055-2
<b>25K</b>	AL / SL2200 –	Pivot – SRK01 (Hardware only SRK01-01) Axle Seat – SRK02 (Hardware only SRK02-01)

## LOAD AIR SPRING

<b>8K / 10K / 13K</b>	(All except SL1100) –	AS0048 (Daimler and PACCAR units use AS0048-3C)
	SL1100 –	AS0019
<b>20K</b>	SL1800 –	AS0006
	SL2089 –	AS0047G
	SL2055 –	AS0222
	SL2065 –	AS0222
<b>25K</b>	AL / SL2200 –	AS0057

## LIFT AIR SPRING

<b>8K</b>	SL085x –	AS0068
	SL089x –	AS0058C
<b>10K / 13K</b>		AS0058C
<b>20K</b>	SL1800 –	AS0058-1F
	SL2089 –	AS0058-1F
	SL2055 –	AS0058-1F
	SL2065 –	AS0058-1F
<b>25K</b>	AL / SL2200 –	AS0058C

Actual product performance may vary depending upon vehicle configuration, operation, service and other factors.  
All applications must comply with applicable specifications from Watson & Chalin and the respective vehicle manufacturer.  
Contact Watson & Chalin for additional details regarding specifications, applications, capacities, and operation, service and maintenance instructions.

Contact Watson & Chalin at 972.547.6020 for additional information.



**Watson & Chalin**  
725 E. University Drive, McKinney, Texas 75069  
972.547.6020 • 800.445.0736 • Fax 972.542.0097  
[www.watsonsuspensions.com](http://www.watsonsuspensions.com)

